



Customer Satisfaction Surveys

A White Paper by Paul Hague and Nick Hague of B2B International



E-mail info@b2binternational.com
Web www.b2binternational.com
Blog www.b2binternational.com/b2b-blog/

WHY CUSTOMER SATISFACTION IS SO IMPORTANT

It seems self evident that companies should try to satisfy their customers. Satisfied customers usually return and buy more, they tell other people about their experiences, and they may well pay a premium for the privilege of doing business with a supplier they trust. Statistics are bandied around that suggest that the cost of keeping a customer is only one tenth of winning a new one. Therefore, when we win a customer, we should hang on to them.

Why is it that we can think of more examples of companies failing to satisfy us rather than when we have been satisfied? There could be a number of reasons for this. When we buy a product or service, we expect it to be right. We don't jump up and down with glee saying "isn't it wonderful, it actually worked". That is what we paid our money for. Add to this our world of ever exacting standards. We now have products available to us that would astound our great grandparents and yet we quickly become used to them. The bar is getting higher and higher. At the same time our lives are ever more complicated with higher stress levels. Delighting customers and achieving high customer satisfaction scores in this environment is ever more difficult. And even if your customers are completely satisfied with your product or service, significant chunks of them could leave you and start doing business with your competition.

A market trader has a continuous finger on the pulse of customer satisfaction. Direct contact with customers indicates what he is doing right or where he is going wrong. Such informal feedback is valuable in any company but hard to formalise and control in anything much larger than a corner shop. For this reason surveys are necessary to measure and track customer satisfaction.

Developing a customer satisfaction programme is not just about carrying out a survey. Surveys provide the reading that shows where attention is required but in many respects, this is the easy part. Very often, major long lasting improvements need a fundamental transformation in the company, probably involving training of the staff, possibly involving cultural change. The result should be financially beneficial with less customer churn, higher market shares, premium prices, stronger brands and reputation, and happier staff. However, there is a price to pay for these improvements. Costs will be incurred in the market research survey. Time will be spent working out an action plan. Training may well be required to improve the customer service. The implications of customer satisfaction surveys go far beyond the survey itself and will only be successful if fully supported by the echelons of senior management.

There are six parts to any customer satisfaction programme:

1. Who should be interviewed?
2. What should be measured?
3. How should the interview be carried out?
4. How should satisfaction be measured?
5. What do the measurements mean?
6. How to use customer satisfaction surveys to greatest effect?



WHO SHOULD BE INTERVIEWED?

page
2

Some products and services are chosen and consumed by individuals with little influence from others. The choice of a brand of cigarettes is very personal and it is clear who should be interviewed to find out satisfaction with those cigarettes. But who should we interview to determine the satisfaction with breakfast cereal? Is it the person that buys the cereal (usually a parent) or the person that consumes it (often a child)? And what of a complicated buying decision in a business to business situation. Who should be interviewed in a customer satisfaction survey for a truck manufacturer – the driver, the transport manager, the general management of the company? In other business to business markets there may well be influences on the buying decision from engineering, production, purchasing, quality assurance, plus research and development. Because each department evaluates suppliers differently, the customer satisfaction programme will need to cover the multiple views.

The adage in market research that we turn to again and again is the need to ask the right question of the right person. Finding that person in customer satisfaction research may require a compromise with a focus on one person - the key decision maker; perhaps the transport manager in the example of the trucks. If money and time permit, different people could be interviewed and this may involve different interviewing methods and different questions.

The traditional first in line customer is an obvious candidate for measuring customer satisfaction. But what about other people in the channel to market? If the products are sold through intermediaries, we are even further from our customers. A good customer satisfaction program will include at least the most important of these types of channel customers, perhaps the wholesalers as well as the final consumers.

One of the greatest headaches in the organisation of a business to business customer satisfaction survey is the compilation of the sample frame – the list from which the sample of respondents is selected. Building an accurate, up-to-date list of customers, with telephone numbers and contact details is nearly always a challenge. The list held by the accounts department may not have the contact details of the people making the purchasing decision. Large businesses may have regionally autonomous units and there may be some fiefdom that says it doesn't want its customers pestered by market researchers. The sales teams' Christmas card lists may well be the best lists of all but they are kept close to the chest of each sales person and not held on a central server. Building a good sample frame nearly always takes longer than was planned but it is the foundation of a good customer satisfaction survey.

Customer satisfaction surveys are often just that – surveys of customers without consideration of the views of lost or potential customers. Lapsed customers may have stories to tell about service issues while potential customers are a good source of benchmark data on the competition. If a survey is to embrace non-customers, the compilation of the sample frame is even more difficult. The quality of these sample frames influences the results more than any other factor since they are usually outside the researchers' control. The questionnaire design and interpretation are within the control of the researchers and these are subjects where they will have considerable experience.



WHAT SHOULD BE MEASURED?

In customer satisfaction research we seek the views of respondents on a variety of issues that will show how the company is performing and how it can improve. This understanding is obtained at a high level (“how satisfied are you the ABC Ltd overall?”) and at a very specific level (“how satisfied are you with the clarity of invoices?”).

High level issues are included in most customer satisfaction surveys and they could be captured by questions such as:

- What is your overall satisfaction with ABC Ltd?
- How likely or unlikely are you to buy from ABC Ltd again?
- How likely or unlikely would you be to recommend ABC Ltd to a friend or colleague?

It is at the more specific level of questioning that things become more difficult. Some issues are of obvious importance and every supplier is expected to perform to a minimum acceptable level on them. These are the hygiene factors. If a company fails on any of these issues they would quickly lose market share or go out of business. An airline must offer safety but the level of in-flight service is a variable. These variables such as in-flight service are often the issues that differentiate companies and create the satisfaction or dissatisfaction.

Working out what questions to ask at a detailed level means seeing the world from the customers’ points of view. What do they consider important? These factors or attributes will differ from company to company and there could be a long list. They could include the following:

Attribute Area	Examples
About the product	<ul style="list-style-type: none">• Quality of the product• Length of life of the product• Design of the product• Consistency of quality• Range of products• Processibility of the product
About delivery	<ul style="list-style-type: none">• Delivery on time• Speed of delivery
About staff and service	<ul style="list-style-type: none">• Courtesy from sales staff• Representative's availability• Representative's knowledge• Reliability of returning calls• Friendliness of the sales staff• Complaint resolution• Responsiveness to enquiries• After sales service• Technical service
About the company	<ul style="list-style-type: none">• Reputation of the company• Ease of doing business• Invoice clarity• Invoices on time
About price	<ul style="list-style-type: none">• Market price• Total cost of use• Value for money



The list is not exhaustive by any means. There is no mention above of environmental issues, sales literature, frequency of representatives' calls or packaging. Even though the attributes are deemed specific, it is not entirely clear what is meant by "product quality" or "ease of doing business". Cryptic labels that summarise specific issues have to be carefully chosen for otherwise it will be impossible to interpret the results.

Customer-facing staff in the research-sponsoring organisation will be able to help at the early stage of working out which attributes to measure. They understand the issues, they know the terminology and they will welcome being consulted. Internal focus groups with the sales staff will prove highly instructive. This internally generated information may be biased, but it will raise most of the general customer issues and is readily available at little cost.

It is wise to cross check the internal views with a small number of depth interviews with customers. Half a dozen may be all that is required.

When all this work has been completed a list of attributes can be selected for rating.

HOW SHOULD THE INTERVIEW BE CARRIED OUT?

There are some obvious indicators of customer satisfaction beyond survey data. Sales volumes are a great acid test but they can rise and fall for reasons other than customer satisfaction. Customer complaints say something but they may reflect the views of a vociferous few. Unsolicited letters of thanks; anecdotal feedback via the salesforce are other indicators. These are all worthwhile indicators of customer satisfaction but on their own they are not enough. They are too haphazard and provide cameos of understanding rather than the big picture. Depth interviews and focus groups could prove very useful insights into customer satisfaction and be yet another barometer of performance. However, they do not provide benchmark data. They do not allow the comparison of one issue with another or the tracking of changes over time. For this, a quantitative survey is required.

The tool kit for measuring customer satisfaction boils down to three options, each with their advantages and disadvantages. The tools are not mutually exclusive and a self-completion element could be used in a face to face interview. So too a postal questionnaire could be preceded by a telephone interview that is used to collect data and seek co-operation for the self-completion element.

Tools	Advantages	Disadvantages	Typical applications
Postal surveys (or e-research)	<ul style="list-style-type: none"> • Easy for a DIY researcher to administer • Low cost • Respondents can complete in a time to suit them • Easy to complete scalar questions • Visual explanations can be provided 	<ul style="list-style-type: none"> • Low response rates • Poor response to open ended questions • Misunderstanding of questions can not be rectified by an interviewer • Attracts response from complainers or the very satisfied 	<ul style="list-style-type: none"> • Where there is a strong relationship with the subject (e.g. new car and new home buyer surveys) • Where there is a strong relationship with the company (key supplier surveys, employee attitude surveys) • Where people feel obliged to fill it in (e.g. utilities research)
Face-to-face interviews	<ul style="list-style-type: none"> • Ability to build rapport and hold the respondent longer • Queries can be answered • Show cards can be used • Good response to open ended questions • Can ask respondent to self complete tedious scalar response 	<ul style="list-style-type: none"> • Expensive for a geographically dispersed population • Takes longer to carry out the fieldwork because of the logistics 	<ul style="list-style-type: none"> • For key customers • Where customers are tightly grouped geographically • Where the subject is complicated or lengthy
Telephone interviews	<ul style="list-style-type: none"> • Low cost • High control of interviewer standards • High control of sample • Easy to ask for ratings using simple scales • Quick turnaround of fieldwork 	<ul style="list-style-type: none"> • Tedious for respondents when there are dozens of attributes to rate • Some consumers are hard to access by phone • Cannot show explanatory visuals 	<ul style="list-style-type: none"> • Used widely in all types of business to business surveys

When planning the fieldwork, there is likely to be a debate as to whether the interview should be carried out without disclosing the identity of the sponsor. If the questions in the survey are about a particular company or product, it is obvious that the identity has to be disclosed. When the survey is carried out by phone or face to face, co-operation is helped if an advance letter is sent out explaining the purpose of the research. Logistically this may not be possible in which case the explanation for the survey would be built into the introductory script of the interviewer.

If the survey covers a number of competing brands, disclosure of the research sponsor will bias the response. If the interview is carried out anonymously, without disclosing the sponsor, bias will result through a considerably reduced strike rate or guarded responses. The interviewer, explaining at the outset of the interview that the sponsor will be disclosed at the end of the interview, usually overcomes this.



HOW SHOULD SATISFACTION BE MEASURED?

Customers express their satisfaction in many ways. When they are satisfied, they mostly say nothing but return again and again to buy or use more. When asked how they feel about a company or its products in open-ended questioning they respond with anecdotes and may use terminology such as delighted, extremely satisfied, very dissatisfied etc. Collecting the motleys variety of adjectives together from open ended responses would be problematical in a large survey. To overcome this problem market researchers ask people to describe a company using verbal or numeric scales with words that measure attitudes.

People are used to the concept of rating things with numerical scores and these can work well in surveys. Once the respondent has been given the anchors of the scale, they can readily give a number to express their level of satisfaction. Typically, scales of 5, 7 or 10 are used where the lowest figure indicates extreme dissatisfaction and the highest shows extreme satisfaction. The stem of the scale is usually quite short since a scale of up to 100 would prove too demanding for rating the dozens of specific issues that are often on the questionnaire.

Measuring satisfaction is only half the story. It is also necessary to determine customers' expectations or the importance they attach to the different attributes, otherwise resources could be spent raising satisfaction levels of things that do not matter. The measurement of expectations or importance is more difficult than the measurement of satisfaction. Many people do not know or cannot admit, even to themselves, what is important. Can I believe someone who says they bought a Porsche for its "engineering excellence"? Consumers do not spend their time rationalising why they do things, their views change and they may not be able to easily communicate or admit to the complex issues in the buying argument.

The same interval scales of words or numbers are often used to measure importance – 5, 7 or 10 being very important and 1 being not at all important. However, most of the issues being researched are of some importance for otherwise they would not be considered in the study. As a result, the mean scores on importance may show little differentiation between the vital issues such as product quality, price and delivery and the nice to have factors such as knowledgeable representatives and long opening hours. Ranking can indicate the importance of a small list of up to six or seven factors but respondents struggle to place things in rank order once the first four or five are out of the way. It would not work for determining the importance of 30 attributes.

As a check against factors that are given a "stated importance" score, researchers can statistically calculate (or "derive") the importance of the same issues. Derived importance is calculated by correlating the satisfaction levels of each attribute with the overall level of satisfaction. Where there is a high link or correlation with an attribute, it can be inferred that the attribute is driving customer satisfaction. Deriving the importance of attributes can show the greater influence of softer issues such as the friendliness of the staff or the power of the brand – things that people somehow cannot rationalise or admit to in a "stated" answer.



WHAT DO THE MEASUREMENTS MEAN?

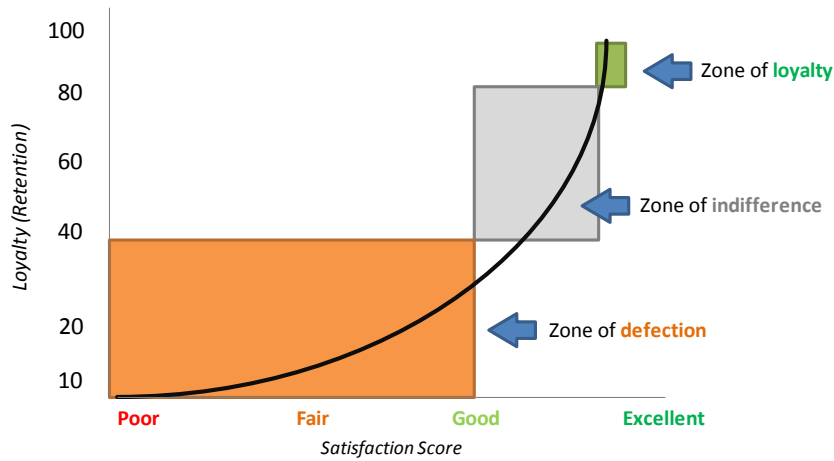
The scores that are achieved in customer satisfaction surveys are used to create a customer satisfaction index or CSI. There is no single definition of what comprises a customer satisfaction index. Some use only the rating given to overall performance. Some use an average of the two key measurements - overall performance and the intention to re-buy (an indication of loyalty). Yet others may bring together a wider basket of issues to form a CSI.

The average or mean score of satisfaction given to each attribute provides a league table of strengths and weaknesses. As a guide, the following interpretation can be made of scores from many different customer satisfaction surveys:

Scores	What This Means
Mean scores of over 8 out of 10	Market leader, excellent supplier
Mean scores of 7 to 8 out of 10	Adequate but needs attention
Mean scores of below 7 out of 10	Serious cause for concern. Company will almost certainly be losing market share (except for the score given to price – here a high satisfaction score may mean that the company is selling the product too cheap)

Someone once told me that the half way point in a marathon is 22 miles. Given the fact that a marathon is 26.2 miles it seemed that their maths was awry. Their point was that it requires as much energy to run the last 4.2 miles as it does the first 22. The same principle holds in the marathon race of customer satisfaction. The half way point is not a mean score of 5 out of 10 but 8 out of 10. Improving the mean score beyond 8 takes as much energy as it does to get to 8 and incremental points of improvement are hard to achieve.

Other researchers prefer to concentrate on the “top box” responses – those scores of 4 or 5 out of 5 – the excellent or very good ratings. It is argued that these are the scores that are required to create genuine satisfaction and loyalty. In their book ‘The Service Profit Chain’, Heskett, Sasser and Schlesinger argue that a rating of 9 or 10 out of 10 is required on most of the key issues that drive the buying decision. If suppliers fail to achieve such high ratings, customers show indifference and will shop elsewhere. Capricious consumers are at risk of being wooed by competitors, readily switching suppliers in the search for higher standards. The concept of the zone of loyalty, zone of indifference and zone of defection as suggested by the three Harvard professors is illustrated below in diagram 1 (overleaf):



Source: J.L. Heskett, *The Service Profit Chain*; The Free Press; New York 1997

Diagram 1: Customer satisfaction and the effect on customer loyalty

This raises the interesting question – what is achievable and how far can we go in the pursuit of customer satisfaction. Abraham Lincoln’s quote about fooling people could be usefully modified for customer satisfaction research to read “You can satisfy all the people some of the time, and some of the people all the time, but you cannot satisfy all the people all the time”. As marketers we know that we must segment our customer base. It is no good trying to satisfy everyone, as we do not aim our products at everyone. What matters is that we achieve high scores of satisfaction in those segments in which we play. Obtaining scores of 9 or 10 from around a half to two thirds of targeted customers on issues that are important to them should be the aim. Plotting the customer satisfaction scores against the importance score will show where the strengths and weaknesses lie, (see diagram 2) with the main objective to move all issues to the top right box.

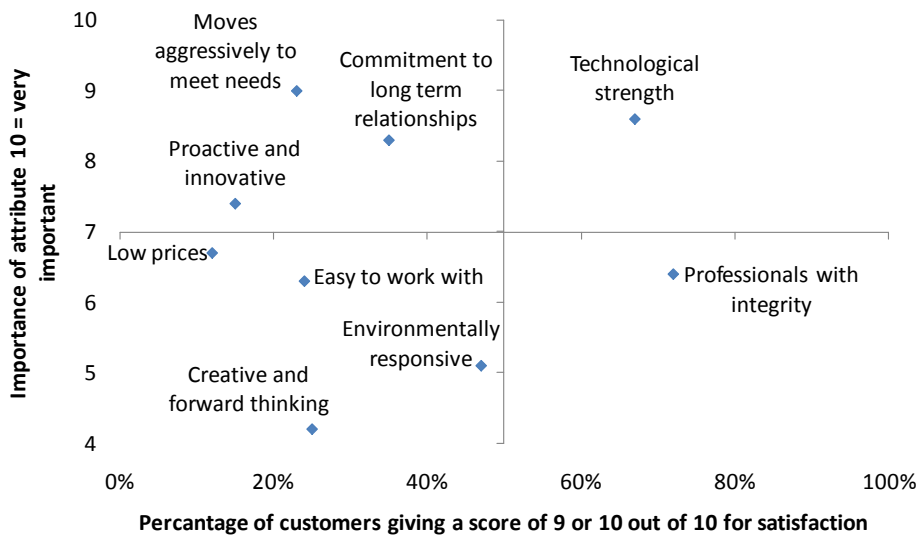


Diagram 2: XY graph to show where customer satisfaction needs to improve



HOW TO USE CUSTOMER SATISFACTION STUDIES TO GREATEST EFFECT

No company can truly satisfy its customers unless top management is fully behind the programme. This does not just mean that they endorse the idea of customer satisfaction studies but that they are genuinely customer orientated.

Northwest Airlines, the scheduled airline based in Minneapolis/St Paul, makes an interesting case study. It has an excellent website and a sophisticated telephone sales centre; a senior executive responsible for customer service; a well thought-out frequent flyer programme; and twelve customer service commitments signed by Richard Anderson its chief executive.

It also appears to be carrying planeloads of disgruntled passengers. The American Customer Satisfaction Index, based on interviews with a random sample of 65,000 consumers, gave Northwest a score of 56 out of a possible 100. Of the 160 named corporations for which data is collected, only Pacific Gas & Electricity, the power utility that failed to keep the lights on in California, scored lower.

So what is Northwest doing wrong? A decision to remove children's meals from in-flight menus will not have helped its case. It is salutary to look at what rivals such as Continental Airlines have been doing right.

Continental was the success story of the 1990s in the US airline industry and, according to the ACSI, the only scheduled carrier to maintain customer satisfaction throughout the decade. Among the unconventional management methods introduced by Gordon Bethune, chairman and chief executive since 1994, is a \$65 cash bonus paid to employees each month if Continental is among the most punctual carriers. It makes sense to reward, in Pavlovian fashion, immediately after the event and not six or twelve months down the line when the effect will have been forgotten.

Two companies, both ostensibly committed to customer satisfaction, but one markedly outperforming the other. The customer satisfaction scores are only part of the story.

A customer satisfaction index is a snapshot at a point in time. People's views change continuously and the performance of companies in delivering customer satisfaction is also changing. Measuring satisfaction must be a continuous process. Tracking surveys provide benchmarks of one's own company's performance and, if competitor suppliers are also being measured, there will be measurements of relative performance. This places considerable onus on the researcher to design a survey that will accurately show real differences, one survey to another. The questionnaire needs to be consistent so there is no dispute about answers differing because of changes to questions. The sample of each survey must be large enough to provide a reliable base and the selection of the sample must mirror earlier surveys so like is being compared with like.

Benchmarking in customer satisfaction can go beyond comparisons with direct competitors. Some firms have taken this type of benchmarking a step further. Instead of just developing a benchmark on competitors, they identify the best firm in any industry at a particular activity. L.L. Bean may be benchmarked for telephone order processing or customer service. American Express may be benchmarked for billing and payment transactions.



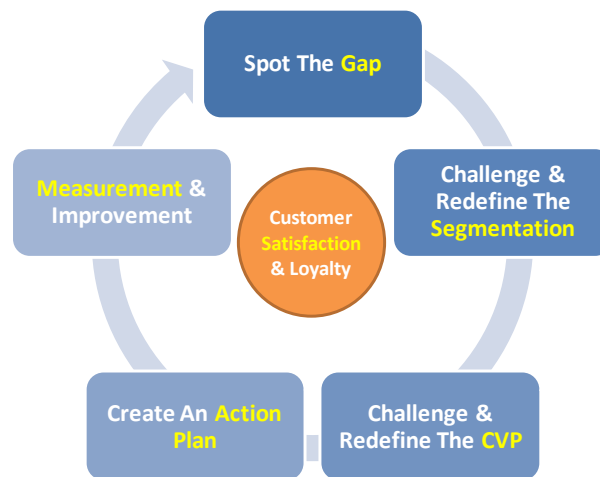
There has been considerable research into the links between customer satisfaction and employee satisfaction – Kaplan & Norton (1996), McCarthy (1997), Heskett, Sasser & Schlesinger (1997). The argument is a very obvious one. Happy employees work harder and try harder and so create satisfied customers. A co-ordinated customer satisfaction programme should consider linking with an employee attitude survey. The employee attitude survey could also be used to check out how well staff believe they are satisfying customers as there could be a dangerous gap between internal perceptions of performance and those of customers.

DEVELOPING AN ACTION PLAN THAT RECTIFIES WEAKNESSES & BUILDS ON THE STRENGTHS

The purpose of customer satisfaction research is to improve customer satisfaction and yet so often surveys sit collecting dust. Worse than that, customers have generously given their time to assist in the survey believing that some positive action will take place. Their expectations will have been raised. The process of collecting the data seems easier than taking action to improve satisfaction levels.

In any customer satisfaction survey there will be quick fixes – actions that can be taken today or tomorrow that will have immediate effect. These could be quite specific such as a newsletter, changes to the invoicing, or a hot-line for technical information. In the longer term, cultural changes may well be required to improve customer satisfaction, and that is more difficult.

A five-step process can be used to make these longer-term improvements:



Step 1: Spot the gap

- Look at the customer satisfaction data to see where there are low absolute scores and low scores relative to the competition
- Pay particular attention to those issues that are important to customers
- Assume the scores are correct unless there is irrefutable evidence to the contrary – and remember, perceptions are reality



Step 2: Challenge and redefine the segmentation

- How do satisfaction scores vary across different types of customer?
- Are segments correctly defined in the light of the customer satisfaction findings?
- How could a change in segmentation direct the offer more effectively and so achieve higher levels of satisfaction?

Step 3: Challenge and redefine the customer value propositions

- Are customer satisfaction scores low because the customer value proposition (CVP) is not being communicated effectively to the market?
- Are customer satisfaction scores low because the CVP is not being effectively implemented?
- Is the CVP right for the segment? How could a change in CVP achieve a higher customer satisfaction index (CSI)?

Step 4: Create an action plan

- Describe the problem
- Think through the issues that need to be addressed and list them out
- Identify the root cause of the problems
- Identify any barriers that could stop the improvement taking place
- Set measurable targets
- Allocated resources (usually money and people)
- Assign people and time scales to the tasks
- Measure and review progress

Step 5: Measure and review

- How has the customer satisfaction index (CSI) moved?
- Is the movement significant/real?
- Has the action recommended in the plan, taken place? Has it been enough? Has it had enough time to work?
- Revisit the steps – spot the gap, challenge the segmentation and CVP, more action

Many of the issues that affect customer satisfaction span functional boundaries and so organisations must establish cross-functional teams to develop and implement action plans. One of the best ways of achieving this involvement by different groups of employees is to involve them in the whole process.

When the survey results are available, they should be shared with the same groups that were involved right at the beginning. Workshops are an excellent environment for analysing the survey findings and driving through action planning. These are occasions when the survey data can be made user friendly and explained so that it is moved from something that has been collected and owned by the researcher to something that is believed in and found useful by the people that will have to implement the changes.



As with all good action planning, the workshops should deliver mutually agreed and achievable goals, assigned to people who can make things happen, with dates for achievements and rewards for success. Training may well be required to ensure that employees know how to handle customer service issues and understand which tools to use in various situations. Finally, there should be a constant review of the process as improving customer satisfaction is a race that never ends.



B2B International
Americas | EMEA | Asia-Pacific

email: info@b2binternational.com

web: www.b2binternational.com

blog: www.b2binternational.com/blog

MARKET RESEARCH WITH INTELLIGENCE